

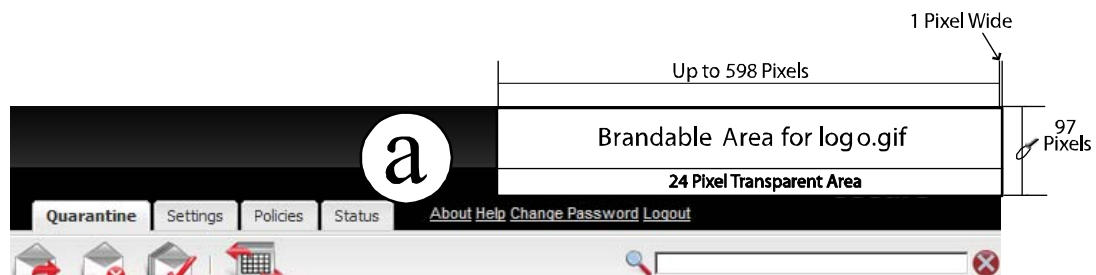
# Red Condor MAG Appliance Branding - Rev08

Red Condor supports customer branding of their Message Assurance Gateway (MAG) appliances. Branding allows the customer to customize the look and feel of their administrative dashboard, end-user personal dashboards, the Spam Digest, and the favorite icon of the web browser address bar.

MAG 3000 appliances support up to five individual brands. MAG 4000 appliances support up to ten individual brands. All other appliances support a single brand. After initial setup, you may change the branding text and graphics once every three months.

You can personalize the following elements:

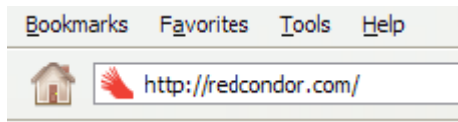
1. In the Personal Dashboard, the following elements:
  - a. The logo displayed in the banner for the end-user personal dashboard, login, registration, and forgotten password pages. The logo file (named logo.gif) must be 97 pixels high, and can be as large as 598 pixels wide (as in picture **a**). The bottom 24 pixels must either be transparent, or match the colors of fill.gif detailed in **Step b**. below.
  - b. A background fill for the banner. It is a gif file (named fill.gif) of 97 pixels high with a minimum of 1 pixel wide that is tiled to the right of the logo.gif file and used as a background for text (also shown in picture **a**).




**Note:** Red Condor recommends that the logo uses transparency for the areas that match the fill.

- c. Logo Link: The URL the user will be redirected to when clicking the logo in the banner
- d. Login Page: Whether or not to display the "Signup" and "Forgot Password" links

- e. Header Links: Whether or not to display the About, Help, Change Password, Logout links
- f. Help Page: Whether or not to display Demo link, FAQ link in the help
- g. Inbound Preview Message Page: Whether or not to display Personal Dashboard link, Logout Link, Customize Header Text
- h. Outbound Preview Message Page: Whether or not to display Personal Dashboard link, Logout Link, Customize Header Text
- i. The favorite icon located in the address bar when navigating to a website or in the tab of a tabbed browser. This file (named favicon.ico) must be in the 16 x 16 pixel Microsoft ICO file format.



- j. The help text splash screen that automatically pops up when you first log in to the Personal Dashboard (and the text you see when you click the "about" link at the top of the personal dashboard view). All of the text below is brandable, with the exception of the small "Messaging Assurance Powered by Red Condor" at the bottom and the copyright notice.



- 2.** In the Administrator Dashboard, the following elements:
- a. Logo: The banner logo displayed on the top of the administrative dashboard. The logo requires a gif file of 760 x 77 pixels as a header (as in picture **b**).



- b. Dashboard URL
  - c. Whether or not to display System Traffic chart
  - d. Whether or not to use the Red Condor MX format
- 3.** The following areas of the end-user Spam Digest are also brandable:
- a. Logo: The banner logo displayed in the Spam Digest. The logo requires a gif file of 160 x 42 pixels (as in picture **c**).



- b. Sender Address
- c. Message Subject
- d. Welcome Text
- e. Whether or not to display My Account, Settings, Support Links
- f. Whether or not to display Release, View Links
- g. Whether or not to display Unsubscribe, Report Spam, Change Report Frequency Links
- h. Explanatory Text
- i. Tech Support Address



Daily feed:

Follow us on:

Threat: [Click here to view your Threat History](#).  
Tweet: [Don't click on the mystery MP3 file that is acc...](#)  
Talk: [Phishing attacks soar in December](#)

Spam report for Monday, April 12, 2010

Welcome message goes here...

10 entries found for: **user@example.com**

[my account](#) | [settings](#) | [support](#)

**Green Zone** — Suspicious mail quarantined by filter settings

1 entry

View	Release	Type	Date	Time	Size	CC	Sender	Mailbox	Subject
<a href="#">View</a>	<a href="#">Release</a>	Spam	Jan 14	08:21PM	2KB	CN	Janis Joplin	<dhfnsj@standardtunes.com.au>	Beware of fake enhancement products

**Yellow Zone** — Suspicious mail quarantined by filter settings

3 entries

View	Release	Type	Date	Time	Size	CC	Sender	Mailbox	Subject
<a href="#">View</a>	<a href="#">Release</a>	Spam	Jan 14	08:21PM	2KB	CN	Janis Joplin	<dhfnsj@standardtunes.com.au>	Beware of fake enhancement products
<a href="#">View</a>	<a href="#">Release</a>	Spam	Jan 14	10:15PM	2KB	NI	John Michael	<whatnsj@stanes.com.au>	Have you [asked yourself about...
<a href="#">View</a>	<a href="#">Release</a>	Spam	Jan 14	12:PM	2KB	US	Erik Thomas	<Erik@happytoknowyou.com>	Visitor mike's personal 80% OFF

**Red Zone** — Suspicious mail quarantined by filter settings

6 entries

View	Release	Type	Date	Time	Size	CC	Sender	Mailbox	Subject
<a href="#">View</a>	<a href="#">Release</a>	Spam	Jan 14	08:21PM	2KB	CN	Janis Joplin	<dhfnsj@standardtunes.com.au>	Beware of fake enhancement products
<a href="#">View</a>	<a href="#">Release</a>	Spam	Jan 14	10:15PM	2KB	NI	John Michael	<whatnsj@stanes.com.au>	Have you [asked yourself about...
<a href="#">View</a>	<a href="#">Release</a>	Spam	Jan 14	12:PM	2KB	US	Erik Thomas	<Erik@happytoknowyou.com>	Visitor mike's personal 80% OFF
<a href="#">View</a>	<a href="#">Release</a>	Spam	Jan 14	12:PM	2KB	US	Erik Thomas	<Erik@happytoknowyou.com>	Visitor mike's personal 80% OFF
<a href="#">View</a>	<a href="#">Release</a>	Spam	Jan 14	12:PM	2KB	US	Erik Thomas	<Erik@happytoknowyou.com>	Visitor mike's personal 80% OFF
<a href="#">View</a>	<a href="#">Release</a>	Spam	Jan 14	12:PM	2KB	US	Erik Thomas	<Erik@happytoknowyou.com>	Visitor mike's personal 80% OFF

Messaging Assurance powered by [Red Condor](#).

To view any of the messages listed in this digest, click on the corresponding [View](#) link above. If you would like to release a message to your mailbox, click on the corresponding [Release](#) link above. Quarantined messages are retained for 35 days.

[Unsubscribe](#) | [Report Spam](#) | [Change Report Frequency](#)

**Note:** You cannot configure the text string "Messaging Assurance powered by Red Condor" located at the bottom of the digest email.

4. The following changes can be made at the discretion of Red Condor. A fee may be charged.
  - a. Additional Spam Digest customization
  - b. Social Media Links - Twitter, Facebook, LinkedIn, RSS
  - c. Display Follow Us, Daily Feed sections in the Spam Digest
  - d. Default Login Domain
  - e. The option in the Personal Dashboard to send to a copy of a released message to Red Condor for false positive analysis