

This document includes all new features and bug fixes after v. 6.221.

Supported Upgrade Paths

iPrism v. 6.221 and v. 6.301 can upgrade to v. 6.400 on the same appliance (applies to M500*, M1200*, M3100, M11000, 10h, 20h, 30h, 50h and 100h).




- If you have iPrism v. 4.2, you will have to first upgrade to iPrism v. 5.x and then to v. 6.221. If you have v. 5.x, you will have to upgrade to v. 6.221. Then, upgrade to v. 6.400.
- For all customers using v. 4.2 and above, your configuration files will be applied after each upgrade is installed. If you buy a new h-Series appliance, you must use a backup from v. 6.221 or newer to restore your configuration to the new appliance.

* Note: If you have the M500 or M1200 iPrism appliance, the new web-based user interface will run slowly when committing changes. Filtering speeds are otherwise unchanged.



iPrism 6.400 New Features

User Interface

- The Java-based and CGI UIs were replaced with a flash-based UI (v.10), which offers single sign-on (SSO) and allows complete management from a single interface. Multiple administrators can log into the new UI simultaneously. When applying changes, a configuration change report is displayed prior to confirming your changes. Finally, no more restarting the UI when applying changes (no more Save & Exit)!
- A new configuration report is available to save and print complete details about your iPrism's configuration.
- If you need assistance when navigating the UI, there are two sources of information now available in iPrism.
 - If you want to compare the new and pre-v.6400 UIs, just select Help from the top menu bar and click on the  icon. You will see brief descriptions and screen grabs of both UIs.
 - If you see a  or  icon on the screen, you can view an exclusive iLearn video tutorial. This video opens in a new browser window while you stay logged into the iPrism. Each video guides you through the workflow and offers advice on best practices.
- The appliance manager is no longer necessary to manage the iPrism. Just go to your browser and type the fully qualified hostname of the iPrism. The login screen is there, and management functions can be navigated from that entry point.
- The Report Manager remains unchanged in this release. It will start with a Java Web Start from the new UI under the Reporting section. You can also browse directly to the Report Manager at the following URL: http://youriprism/launch_reports.jnlp.
- You can now upload your own SSL certificate – See System Settings --> License Key.

Network Integration

- You can now use multiple routers with iPrism using WCCPv2.

Administration

- The optional feature Delegated Admin (Hotfix #2-499) has been removed. Since, the Admin Roles feature solves this problem.

Authentication

- Added joining Windows AD 2003 pre-populating machine account and domain IP address the way v.6.3xx/6.400 pre-populate for AD 2008.
Administration The optional feature Delegated Admin (Hotfix #2-499) has been removed. Since, the Admin Roles feature solves this problem.

Malware Detection (Dynamic)

- For iPrism installations in single-interface mode (proxy), the dynamic malware detection function is improved substantially in this release. You should see major improvements to bandwidth usage by iPrism.

Help/Knowledgebases

- There is integrated pop-up help in a variety of places in the new UI. In addition, some of these pop-ups include links to self-running tutorials that demonstrate step-by-step instructions for basic and advanced operations.

Bug Fixes

Authentication	
Bug 7754	For v. 6.3xx, the iPrism could not join domains with UID that included ".", for example firstname.lastname.
Bug 6599	Host names with "_" caused misleading error.
Configuration/System Management	
Bug 7068	When Central Management data transfers fail, an email is now sent alerting the Admin.
Database/Storage	
Bug 7497	For the 100h the wipeout script did not function when RAID fails.
Bug 7673	iPrism was not sending an email when RAID was degraded.
Filter Manager/Custom Filter	
Bug 7506	Filter manager with non-standard port resulted in "page not found" error.
Bug 7510	Filter exception list used setting from wrong entry.
Malware Detection	
Bug 7072	Dynamic Malware Detection setting would ignore parent proxy setting.
Reporting /Alerts	
Bug 7505	Real-Time Monitor would not display user-defined category names.
Traffic Classification (HTTP, IM, P2P, etc.)	
Bug 6767	AIM v. 6.5.9.1 was not being blocked.

Known Issues

Note: these are expected to be resolved in the next Beta of 6.4.

Authentication	
Bug 8048	When activating changes to group profiles, authenticated Web sessions can be unavailable for up to 40 seconds depending on the performance of your domain controllers/network.
Bug 7419	In rare cases when using Firefox with anonymizer blocking turned on in bridgemode, Google's applications and tools intermittently get blocked. If this happens, refresh your browser.
Bug 7772	After changing the auth type for a particular IP range, active sessions from all IPs are ended thus requiring users to re-authenticate.

Configuration/System Management

Bug 8340 After initial configuration of the Master iPrism, future changes will be applied after no more than 15 minutes. Therefore, in this scenario when pressing the “update now” button, there is no immediate effect.

Traffic Classification (HTTP, IM, P2P, etc.)

Bug 8338 If anonymizer sites are dynamically detected, they will be blocked but not logged in to the events log. This issue does not affect the iGuard category of anonymizer.

User Interface

Bug 7817 In new UI, if you make changes to a form and revert them, you may see the Activate Changes button light up – even though there are no new settings/changes. In this case, simply press the Discard Changes button.

Bug 8292 When upgrading to v. 6.400 and restoring from a v. 6.221 backup, you may see inconsistent behavior of the “apply changes” button when editing the customized HTML pages more than once per session. As a workaround, reboot each time the customized HTML page is applied.

Bug 8053 Clicking away from the browser tab or application when a popup is present and the cursor is in a required field may prevent you from selecting the field when returning to the browser tab or window. Click to another field and come back, or close and reopen the popup. This is a known Flash issue.

Customized HTML Block/Login Pages

Bug 8336 When using a customized HTML block and authentication pages, you must select your own customized logo. Be sure the logo path is referencing an unfiltered destination.

Bug 8343 If you have customized HTML pages and you upgrade or restore from back up, then the customized pages are not editable. Contact Technical Support for a resolution.

Bug 8344 If you have a new iPrism with v. 6.400 and are not restoring a backup and you redirect to a URL for the block page, then you need to contact Technical Support for configuring this setting.

Bug 8346 The new HTML editor includes a button for uploading images. This is a nonfunctioning button. If you want to use a custom image, link to an image hosted on your intranet site.

Reports/Alerts

Bug 8081 When a scheduled report results in an empty document, two emails are generated. One indicates that the report is empty, and a second (incorrect) email suggests that an error occurred. Ignore the second email.

iPrism 6.301 Features (Included in v. 6.400)

Authentication

- Added (for all clients): iPrism v. 6.3 now supports Active Directory 2008 authentication. Using the latest Samba client, iPrism now offers seamless authentication for AD2008 (NTLM v.2 and Kerberos). Please download the latest implementation guide for AD2008 support. http://www.stbernard.com/docs/guide/iPrism_AD2008_Implementation_Guide.pdf
- Added (for Mac clients): If you use Active Directory 2003/2008, you can take advantage of Auto-Login from OSX (Tiger and Leopard) clients. Simply bind the clients to the same AD server as iPrism but make sure you have the proper credentials. To bind to AD, use the Directory Utility and enable Active Directory (v. 1.6.4).
- Added (for Mac Clients): If you use Active Directory 2003/2008 but do NOT bind, you can take advantage of a locally cached credential with a one-time prompt from iPrism when using OSX (Tiger and Leopard) clients. When browsing for the first time, you will see a prompt for user and password. Select to remember and your Mac will store a keychain to auto-login from now on. This feature is currently available for proxy mode users, but now, in v.6.3, you can enjoy this feature in transparent mode, too.
- Added: iPrism now supports LDAP v.3. Therefore, you do not need to force v.2 for OpenLDAP.

Filter Manager

- Added: You can now add filters for websites containing the tilde character (or ~).

iPrism v. 6.301 Bug Fixes

Configuration/System Management

Bug 7337	Unnecessary ERS upload attempts took place. This was without regard to ERS being present. Therefore, it is possible that many iPrisms were impacted.
----------	--

Filter Manager/Custom Filter

Bug 7012	If you added "Other Malware" category to the Filter Manager AND added an additional category, this would fail.
----------	--

Reporting/Alerts

Bug 6996	Real-Time Monitor did not include all Dynamically Detected Malware events.
----------	--